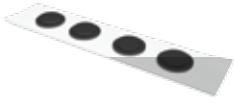



Hardware:



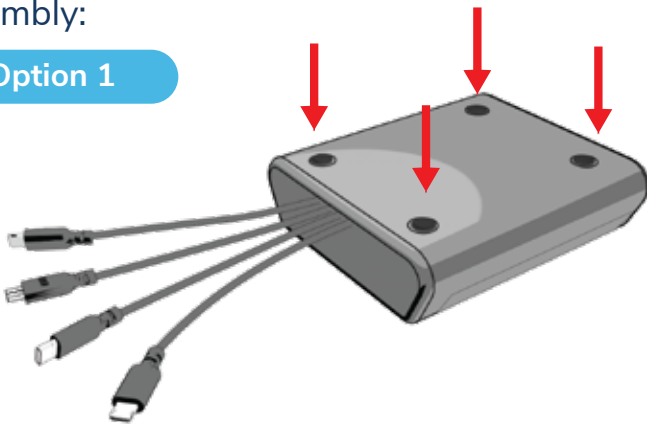
Stick-on feet
Qty. 4



Stick-on adhesive strips
Qty. 2

Assembly:

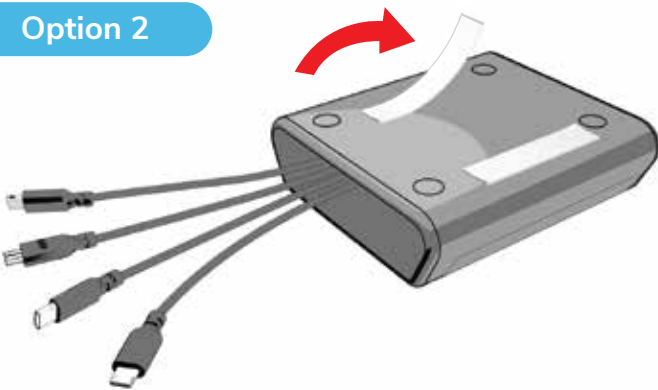
Option 1



Flip the charging station over. Affix the stick-on feet to the indentations at each corner of the unit.

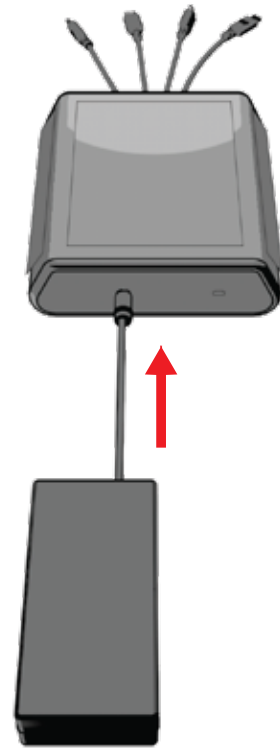
OR

Option 2




Flip the unit over. Affix the stick-on adhesive strips to the underside of the charging station, then stick the charging station to a tabletop, shelf, etc.

IMPORTANT: Phone/tablet charging only.
Not compatible with laptops.



2 Plug the power supply into the charging station.



3 Plug the power supply into a standard AC outlet.

Need more info?